

Alfa Romeo Challenge

Race 1

Pos	No	Cl	Pn	Team	Pilotes	Veh	Temps	T.	Ecart	Km/H	Meilleur	Km/H
1	19	MP			Ronny Sanen	156 GTA	0:25:22.500	13		128,842	1:56.258 - 11	129,591
2	16	MP			Jan de Hek	147 GTA Cup	0:25:26.838	13	0:04.338	128,277	1:56.655 - 8	130,267
3	18	MP			Mark Roffelsen	75 V6 3.2.24 v	0:25:35.663	13	0:13.163	127,540	1:56.874 - 6	130,021
4	17	MP			Francis Nisi	GTV 6 3.2	0:25:43.062	13	0:20.562	126,928	1:56.923 - 9	128,854
5	253	MP			Robert Brunner	Alfa Romeo 147 Cup	0:25:47.873	13	0:25.373	126,534	1:56.948 - 7	128,828
6	90	M3			Alexis Walter	Alfetta GTV 6	0:25:51.097	13	0:28.597	126,271	1:57.862 - 6	127,827
7	208	M3			Scalia, Angelo	75 V6	0:25:52.604	13	0:30.104	126,148	1:57.902 - 13	127,784
8	2	MP			Erik de Jong	147 GTA	0:26:20.054	13	0:57.554	123,957	1:58.959 - 6	126,649
9	51	M2			Marc Seesing	75 2.0 TS	0:26:31.874	13	1:09.374	123,036	2:00.364 - 10	125,170
10	21	M3			Gerben Goet	75 V6	0:26:38.155	13	1:15.655	122,553	2:00.563 - 9	124,964
11	207	M3			Wey, Lukas	75 V6	0:26:39.611	13	1:17.111	122,441	2:01.020 - 5	124,492
12	34	M2			Christiaan Verhoog	75 2.0 TS	0:26:39.951	13	1:17.451	122,415	2:00.417 - 9	125,115
13	50	M2			Dick Haemsterker	GTV Bertone	0:26:40.479	13	1:17.979	122,375	2:00.982 - 5	124,531
14	91	M3			Jean Yves Jacquinet	Alfetta GTV 6	0:27:10.370	13	1:47.870	120,131	2:03.210 - 3	122,279
15	12	MP			Herve Ritter	156 BTCS	0:27:10.736	13	1:48.236	120,104	2:03.113 - 8	122,375
16	255	M3			Buholzer, Peter	75 V6	0:27:11.164	13	1:48.664	120,073	2:02.970 - 7	122,518
17	64	MC			Frank de Hek	Giulia Super	0:27:11.571	13	1:49.071	120,043	2:03.714 - 8	121,781
18	88	M3			Carlo de Cock	Alfetta GTV 6	0:27:22.465	13	1:59.965	119,246	2:04.511 - 4	121,001
19	299	M3			Bürgmayr, Herbert	75 V6	0:27:22.662	13	2:00.162	119,232	2:04.422 - 6	121,088
20	252	M3			Zall, Claudio	75 V6	0:27:24.283	13	2:01.783	119,115	2:03.196 - 10	122,293
21	42	M2			John Griffiths	156	0:27:32.750	13	2:10.250	118,504	2:03.281 - 9	122,209
22	94	M3			Mohamed Guerrida	GTV 6	0:25:34.013	12	1 T	117,856	2:04.951 - 7	120,575
23	227	M2			Carava, Ciro	Giulia Sprint GT Veloce	0:25:38.511	12	0:04.498	117,511	2:05.445 - 6	120,100
24	69	MC			Peter Scheefhals	Giulia Super	0:25:48.599	12	0:14.586	116,746	2:06.034 - 9	119,539
25	1	MC			Heuchemer Christian/Roth Thomas	Giulia Nuova Super	0:25:49.538	12	0:15.525	116,675	2:06.832 - 8	118,787
26	35	M2			Paul Plant	147 2.0 16 V	0:25:52.475	12	0:18.462	116,454	2:05.986 - 9	119,585
27	275	M2			Pannasch, Stephan	Alfa Romeo 75	0:26:05.380	12	0:31.367	115,494	2:06.567 - 11	119,036
28	53	M2			Dirk Jan van den Heuvel	75 2.0 TS	0:26:13.979	12	0:39.966	114,863	2:07.605 - 5	118,067
29	36	M2			Arie Vreugdenhil	33 1.7 16v	0:26:14.983	12	0:40.950	114,791	2:06.741 - 5	118,872
30	210	M2			Prosia, Stefano	Alfa Romeo 75	0:26:23.521	12	0:49.508	114,171	2:08.142 - 10	117,573
31	295	M2			Heuchemer, Laura	Alfa Romeo GTV	0:26:24.060	12	0:50.047	114,132	2:07.290 - 10	118,360
32	71	MC			Frederic Impellizzeri	Giulia Super	0:26:24.664	12	0:50.651	114,089	2:06.830 - 11	118,789
33	95	M2			Patrick Iraola	156 Cup	0:26:44.627	12	1:10.614	112,669	2:09.376 - 6	116,451
34	74	MC			Antoine Lanni	Giulia Super	0:27:19.517	12	1:45.504	110,272	2:13.171 - 8	113,133
35	56	M2			Remco Verheijen	156 Cup	0:23:40.356	11	2 T	116,679	2:06.002 - 5	119,570
36	155	M2			Harry Sijles	155	0:24:03.430	11	0:23.074	114,814	2:06.162 - 11	119,418
37	55	M2			Erik de Vries	155 2.0 16v	0:26:10.724	11	2:30.368	105,509	2:16.851 - 11	110,091
38	31	M2			Tom Kuiper	GTV Bertone	0:20:28.727	10	3 T	122,615	2:00.556 - 9	124,971
39	38	M2			Marcek van der Waal	75 2.0 TS	0:21:02.962	10	0:34.235	119,291	2:03.047 - 8	122,441
40	80	MC			Lucien Guittany	Giulia GTA	0:20:11.552	9	4 T	111,918	2:10.652 - 9	115,314
41	5	MP			Eric van de Oever	Fiat 2.0 Coupe Turbo	0:13:26.410	6	7 T	112,097	2:05.898 - 5	119,668
42	72	MC			Barend Aarts	Giulia Super	0:02:38.771	1	12 T	094,891	59:59.999 - 0	000,070
-- Tour le plus rapide --												
16	MP				Jan de Hek	147 GTA Cup			8		1:55.655 - 8	
-- ABANDONS --												

Les résultats sont provisoires jusqu'à la fin de la période de protestation et des appels


Le Mans-Bugatti

La limite pour les protestations expire 30' au plus tard après la publication des résultats - Heure :

Longueur du circuit = 4,185 km

Les résultats sont suspendus jusqu'à la fin des investigations

Clerk of the course: Eric PETIT



g h o

Chronomètreur: R.I.S.



Alfa Romeo Challenge

Race 1

Pos	No	Cl	Pn Team	Pilotes	Veh	Temps	T.	Ecart	Km/H	Meilleur	Km/H
Modified Plus											
1	19	MP		Ronny Sanon	156 GTA	0:25:22.500	13		126,642	1:56.258	129,591
2	16	MP		Jan de Hek	147 GTA Cup	0:25:26.838	13	0:04.338	128,277	1:55.655	130,267
3	18	MP		Mark Roffelsen	75 V6 3.2 24 v	0:25:35.663	13	0:13.163	127,540	1:55.874	130,021
4	17	MP		Francis Niel	GTV 6 3.2	0:25:43.062	13	0:20.562	126,928	1:56.923	128,854
5	253	MP		Robert Brunner	Alfa Romeo 147 Cup	0:25:47.873	13	0:25.373	126,534	1:56.948	128,826
6	2	MP		Erik de Jong	147 GTA	0:26:20.054	13	0:57.554	123,957	1:58.959	126,649
7	12	MP		Herve Ritter	156 BTCS	0:27:10.736	13	1:48.236	120,104	2:03.113	122,375
8	5	MP		Eric van de Oever	Fiat 2.0 Coupe Turbo	0:13:26.410	6	7 T	112,097	2:05.898	119,868
-- Tour le plus rapide --											
16	MP			Jan de Hek	147 GTA Cup					1:55.655	130,267
Modified 3000											
1	90	M3		Alexis Walter	Alfa Romeo GTV 6	0:25:51.097	13		126,271	1:57.862	127,827
2	208	M3		Scalia, Angelo	75 V6	0:25:52.604	13	0:01.507	126,148	1:57.902	127,784
3	21	M3		Gerben Goot	75 V6	0:26:38.155	13	0:47.058	122,553	2:00.563	124,964
4	207	M3		Way, Lukas	75 V6	0:26:39.611	13	0:48.514	122,441	2:01.020	124,492
5	91	M3		Jean Yves Jacquinet	Alfa Romeo GTV 6	0:27:10.370	13	1:19.273	120,131	2:03.210	122,279
6	255	M3		Buholzer, Peter	75 V6	0:27:11.164	13	1:20.067	120,073	2:02.970	122,518
7	88	M3		Carlo de Cock	Alfa Romeo GTV 6	0:27:22.465	13	1:31.368	119,246	2:04.511	121,001
8	299	M3		Bürgmayr, Herbert	75 V6	0:27:22.662	13	1:31.565	119,232	2:04.422	121,088
9	252	M3		Zall, Claudio	75 V6	0:27:24.283	13	1:33.186	119,115	2:03.196	122,293
10	94	M3		Mohamed Guerrida	GTV 6	0:25:34.013	12	1 T	117,856	2:04.951	120,575
-- Tour le plus rapide --											
90	M3			Alexis Walter	Alfa Romeo GTV 6					1:57.862	127,827
Modified 2000											
1	51	M2		Marc Seesing	75 2.0 TS	0:26:31.874	13		123,036	2:00.364	125,170
2	34	M2		Christiaan Verhoog	75 2.0 TS	0:26:39.951	13	0:08.077	122,415	2:00.417	125,115
3	50	M2		Dick Heemskerk	GTV Bertone	0:26:40.479	13	0:08.605	122,375	2:00.982	124,531
4	42	M2		John Griffiths	156	0:27:32.750	13	1:00.876	118,504	2:03.281	122,209
5	227	M2		Carava, Ciro	Giulia Sprint GT Veloce	0:25:38.511	12	1 T	117,511	2:05.445	120,100
6	35	M2		Paul Plant	147 2.0 16 V	0:25:52.475	12	0:13.964	116,454	2:05.986	119,585
7	275	M2		Pannasch, Stephan	Alfa Romeo 75	0:26:05.380	12	0:26.869	115,494	2:06.567	119,036
8	53	M2		Dirk Jan van den Heuvel	75 2.0 TS	0:26:13.979	12	0:35.468	114,863	2:07.605	118,067
9	36	M2		Arle Vreugdenhill	33 1.7 16v	0:26:14.963	12	0:36.452	114,791	2:06.741	118,872
10	210	M2		Prosia, Stefano	Alfa Romeo 75	0:26:23.521	12	0:45.010	114,171	2:08.142	117,573
11	295	M2		Heuchemer, Laura	Alfa Romeo GTV	0:26:24.060	12	0:45.549	114,132	2:07.290	118,360
12	95	M2		Patrick Iraola	156 Cup	0:26:44.627	12	1:06.116	112,669	2:09.376	116,451
13	56	M2		Remco Verheijen	156 Cup	0:23:40.356	11	2 T	116,679	2:06.002	119,570
14	155	M2		Harry Sieljes	155	0:24:03.430	11	0:23.074	114,814	2:06.162	119,418
15	55	M2		Erik de Vries	155 2.0 16v	0:26:10.724	11	2:30.368	105,509	2:16.851	110,091
16	31	M2		Tom Kulper	GTV Bertone	0:20:28.727	10	3 T	122,815	2:00.556	124,971
17	38	M2		Marcel van der Waal	75 2.0 TS	0:21:02.962	10	0:34.235	119,291	2:03.047	122,441
-- Tour le plus rapide --											
51	M2			Marc Seesing	75 2.0 TS					2:00.364	125,170
Modified Classic											
1	64	MC		Frank de Hek	Giulia Super	0:27:11.571	13		120,043	2:03.714	121,781
2	69	MC		Peter Scheefhals	Giulia Super	0:25:48.599	12	1 T	116,746	2:06.034	119,539
3	1	MC		Heuchemer Christian/Roth Thomas	Giulia Nuova Super.	0:25:49.538	12	0:00.939	116,675	2:06.832	118,787
4	71	MC		Frederic Impellizzeri	Giulia Super	0:26:24.864	12	0:36.065	114,089	2:06.830	118,789
5	74	MC		Antoine Lanni	Giulia Super	0:27:19.517	12	1:30.918	110,272	2:13.171	113,133
6	80	MC		Lucien Guitteny	Giulia GTA	0:20:11.552	9	4 T	111,918	2:10.652	115,314
7	72	MC		Barend Aarts	Giulia Super	0:02:38.771	1	12 T	094,891	59:59.999	000,070
-- Tour le plus rapide --											
64	MC			Frank de Hek	Giulia Super					2:03.714	121,781

Les résultats sont provisoires jusqu'à la fin de la période de protestation et des appels

Le Mans-Bugatti

La limite pour les protestations expire 30' au plus tard après la publication des résultats - Heure:

Longueur du circuit = 4,185 km

Les résultats sont suspendus jusqu'à la fin des investigations

Clerk of the course: Eric PETIT

Chronométrateur: R.I.S.



Alfa Romeo Challenge

Race 2

Pos	No	Cl	Pn Team	Pilotes	Veh	Temps	T.	Ecart	Km/H	Meilleur	Km/H
1	19	MP		Ronny Sanen	156 GTA	0:23:29.460	12		126,270	1:56.211 - 9	129,643
2	16	MP		Jan de Hek	147 GTA Cup	0:23:30.127	12	0:00.667	128,210	1:56.659 - 9	129,146
3	17	MP		Francis Niel	GTV 6 3,2	0:23:42.433	12	0:12.973	127,101	1:57.220 - 3	128,528
4	253	MP		Robert Brunner	Alfa Romeo 147 Cup	0:23:51.879	12	0:22.419	126,262	1:57.904 - 8	127,782
5	90	M3		Alexis Walter	Alfa Romeo 147 Cup	0:23:53.748	12	0:24.288	126,097	1:57.995 - 8	127,683
6	208	M3		Scalia, Angelo	75 V6	0:24:11.260	12	0:41.800	124,576	1:59.075 - 3	126,525
7	51	M2		Marc Seesling	75 2.0 TS	0:24:33.194	12	1:03.734	122,721	2:01.477 - 7	124,023
8	21	M3		Gerben Goet	75 V6	0:24:49.104	12	1:19.644	121,410	2:01.216 - 10	124,291
9	50	M2		Dick Heamskerk	GTV Bertone	0:24:51.866	12	1:22.406	121,185	2:03.287 - 9	122,203
10	91	M3		Jean Yves Jacquinet	Alfa Romeo 147 Cup	0:25:11.114	12	1:41.654	119,642	2:03.829 - 3	121,868
11	12	MP		Herve Ritter	159 BTCS	0:25:11.974	12	1:42.514	119,573	2:03.939 - 3	121,560
12	207	M3		Wey, Lukas	75 V6	0:25:12.327	12	1:42.867	119,546	2:02.988 - 7	122,500
13	255	M3		Buholzer, Peter	75 V6	0:25:13.390	12	1:43.930	119,462	2:02.625 - 7	122,862
14	42	M2		John Griffiths	156	0:25:22.894	12	1:53.434	118,716	2:04.937 - 10	120,589
15	227	M2		Carava, Ciro	Giulia Sprint GT Veloce	0:25:41.481	12	2:12.021	117,285	2:06.060 - 8	119,515
16	299	M3		Bürgmayr, Herbert	75 V6	0:23:35.934	11	1 T	117,044	2:06.833 - 5	118,786
17	35	M2		Paul Plant	147 2.0 16 V	0:23:36.464	11	0:00.530	117,000	2:06.809 - 5	118,809
18	155	M2		Harry Steljes	155	0:23:39.777	11	0:03.843	116,727	2:05.888 - 6	119,678
19	64	MC		Frank de Hek	Giulia Super	0:23:44.625	11	0:08.691	116,330	2:04.351 - 11	121,157
20	71	MC		Frederic Impellizzeri	Giulia Super	0:23:49.477	11	0:13.543	115,935	2:05.676 - 10	119,880
21	1	MC		Heuchemer Christian/Roth Thomas	Giulia Nuova Super	0:23:50.120	11	0:14.186	115,883	2:06.736 - 11	118,877
22	69	MC		Peter Scheefhals	Giulia Super	0:23:51.330	11	0:15.396	115,785	2:07.689 - 5	117,990
23	5	MP		Eric van de Oever	Fiat 2.0 Coupe Turbo	0:23:53.559	11	0:17.625	115,605	2:06.819 - 6	118,799
24	36	M2		Arie Vreugdenhil	33 1.7 16v	0:23:59.233	11	0:23.299	115,149	2:08.104 - 6	117,608
25	53	M2		Dirk Jan van den Heuvel	75 2.0 TS	0:24:19.348	11	0:43.414	113,562	2:09.838 - 3	116,037
26	210	M2		Prosia, Stefano	Alfa Romeo 75	0:24:39.737	11	1:03.803	111,997	2:09.550 - 7	116,295
27	74	MC		Antoine Lanni	Giulia Super	0:24:40.564	11	1:04.630	111,934	2:11.989 - 9	114,146
28	95	M2		Patrick Iraola	155 Cup	0:24:53.218	11	1:17.284	110,986	2:12.834 - 9	113,420
29	275	M2		Pannasch, Stephan	Alfa Romeo 75	0:22:06.876	10	2 T	113,545	2:08.755 - 7	117,013
30	38	M2		Marcek van der Waal	75 2.0 TS	0:19:17.655	9	3 T	117,128	2:03.501 - 6	121,991
31	80	MC		Lucien Gullitany	Giulia GTA	0:15:50.329	7	5 T	110,974	2:11.862 - 6	114,256
32	34	M2		Christiaan Verhoog	75 2.0 TS	0:12:23.605	6	6 T	121,565	2:01.717 - 4	123,779
33	94	M3		Mohamed Guerrida	GTV 6	0:10:55.270	5	7 T	114,960	2:07.256 - 5	118,391
34	295	M2		Heuchemer, Laura	Alfa Romeo GTV	0:09:17.773	4	8 T	108,044	2:15.151 - 3	111,475
35	252	M3		Zell, Claudio	75 V6	0:06:46.591	3	9 T	111,163	2:07.174 - 2	118,468
36	18	MP		Mark Roffelsen	75 V6 3.2 24 v	0:04:01.306	2	10 T	124,870	1:58.035 - 2	127,640
-- Tour le plus rapide --											
19	MP		Ronny Sanen	156 GTA			9			1:56.211 - 9	

Les résultats sont provisoires jusqu'à la fin de la période de protestation et des appels

Le Mans-Bugatti

La limite pour les protestations expire 30' au plus tard après la publication des résultats - Heure :

Longueur du circuit = 4,185 km

Les résultats sont suspendus jusqu'à la fin des investigations

Clerk of the course: Eric PETIT

17^h 20

Chronomètreur: R.I.S.




Race 2

Pos	No	Cl	Pn Team	Pilotes	Veh	Temps	T.	Ecart	Km/H	Melleur	Km/H
Modified Plus											
1	19	MP		Ronny Sanen	156 GTA	0:23:29.460	12		128,270	1:56.211	129,643
2	16	MP		Jan de Hek	147 GTA Cup	0:23:30.127	12	0:00.667	128,210	1:56.659	129,146
3	17	MP		Francis Niel	GTV 6 3,2	0:23:42.433	12	0:12.973	127,101	1:57.220	128,528
4	253	MP		Robert Brunner	Alfa Romeo 147 Cup	0:23:51.879	12	0:22.419	126,262	1:57.904	127,782
5	12	MP		Harve Ritter	156 BTCS	0:25:11.974	12	1:42.514	119,573	2:03.939	121,560
6	5	MP		Eric van de Oever	Fiat 2.0 Coupe Turbo	0:23:53.559	11	1 T	115,605	2:06.819	118,799
7	18	MP		Mark Roffelsen	75 V8 3.2 24 v	0:04:01.308	2	10 T	124,870	1:58.035	127,640
-- Tour le plus rapide --											
19	MP			Ronny Sanen	156 GTA		9			1:56.211	129,643
Modified 3000											
1	90	M3		Alexis Walter	Alfetta GTV 6	0:23:53.748	12		126,097	1:57.995	127,683
2	208	M3		Scalia, Angelo	75 V6	0:24:11.260	12	0:17.512	124,576	1:59.075	126,525
3	21	M3		Gerben Goet	75 V6	0:24:49.104	12	0:55.356	121,410	2:01.216	124,291
4	91	M3		Jean Yves Jacquilot	Alfetta GTV 6	0:25:11.114	12	1:17.366	119,642	2:03.829	121,668
5	207	M3		Wey, Lukas	75 V6	0:25:12.327	12	1:18.579	119,546	2:02.988	122,500
6	255	M3		Buholzer, Peter	75 V6	0:25:13.390	12	1:19.642	119,462	2:02.625	122,862
7	299	M3		Bürgmayr, Herbert	75 V6	0:23:35.934	11	1 T	117,044	2:06.833	118,786
8	94	M3		Mohamed Guerrida	GTV 6	0:10:55.270	5	7 T	114,960	2:07.256	118,391
9	252	M3		Zali, Claudio	75 V6	0:06:46.591	3	9 T	111,163	2:07.174	118,468
-- Tour le plus rapide --											
90	M3			Alexis Walter	Alfetta GTV 6		8			1:57.995	127,683
Modified 2000											
1	51	M2		Marc Seesing	75 2.0 TS	0:24:33.194	12		122,721	2:01.477	124,023
2	50	M2		Dick Heamskerk	GTV Bertona	0:24:51.866	12	0:18.672	121,185	2:03.287	122,203
3	42	M2		John Griffiths	156	0:25:22.894	12	0:49.700	118,716	2:04.937	120,589
4	227	M2		Carava, Giro	Giulia Sprint GT Veloce	0:25:41.481	12	1:08.287	117,285	2:06.060	119,515
5	35	M2		Paul Plant	147 2.0 16 V	0:23:36.464	11	1 T	117,000	2:06.809	118,809
6	155	M2		Harry Sjaljes	165	0:23:39.777	11	0:03.313	116,727	2:05.888	119,678
7	36	M2		Arie Vreugdenhil	33 1.7 16v	0:23:59.233	11	0:22.769	115,149	2:08.104	117,608
8	53	M2		Dirk Jan van den Heuvel	75 2.0 TS	0:24:19.348	11	0:42.884	113,562	2:09.838	116,037
9	210	M2		Prosla, Stefano	Alfa Romeo 75	0:24:39.737	11	1:03.273	111,997	2:09.550	116,295
10	95	M2		Patrick Iraola	156 Cup	0:24:53.218	11	1:16.754	110,986	2:12.834	113,420
11	275	M2		Pannasch, Stephan	Alfa Romeo 75	0:22:06.876	10	2 T	113,545	2:08.755	117,013
12	38	M2		Marcek van der Waal	75 2.0 TS	0:19:17.655	9	3 T	117,128	2:03.501	121,991
13	34	M2		Christiaan Verhoog	75 2.0 TS	0:12:23.605	6	6 T	121,565	2:01.717	123,779
14	295	M2		Heuchemer, Laura	Alfa Romeo GTV	0:09:17.773	4	8 T	108,044	2:15.151	111,475
-- Tour le plus rapide --											
51	M2			Marc Seesing	75 2.0 TS		7			2:01.477	124,023
Modified Classic											
1	64	MC		Frank de Hek	Giulia Super	0:23:44.625	11		116,330	2:04.351	121,157
2	71	MC		Frederic Impellizzeri	Giulia Super	0:23:49.477	11	0:04.852	115,935	2:05.676	119,880
3	1	MC		Heuchemer Christian/Roth Thomas	Giulia Nuova Super	0:23:50.120	11	0:05.495	115,883	2:06.736	118,877
4	69	MC		Peter Scheeffhals	Giulia Super	0:23:51.330	11	0:06.705	115,785	2:07.689	117,990
5	74	MC		Antoine Lanni	Giulia Super	0:24:40.564	11	0:55.939	111,934	2:11.989	114,146
6	80	MC		Luclen Guitterny	Giulia GTA	0:15:50.329	7	4 T	110,974	2:11.862	114,256
-- Tour le plus rapide --											
64	MC			Frank de Hek	Giulia Super		11			2:04.351	121,157

Les résultats sont provisoires jusqu'à la fin de la période de protestation et des appels


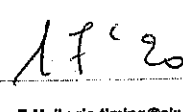
Le Mans-Bugatti

La limite pour les protestations expire 30' au plus tard après la publication des résultats - Heure :

Longueur du circuit = 4,185 km

Les résultats sont suspendus jusqu'à la fin des investigations

Clerk of the course: Eric PETIT

Chronometreur: R.I.S.

